

POLAOFFICE+



The world's fastest bleach

Minimal chair time is required. The total treatment will take less than 30 minutes. Less chair time means increased patient comfort, satisfaction, improved productivity and profitability. The unique 37.5% hydrogen peroxide formula ensures fast release of the peroxide ions to begin the bleaching process.

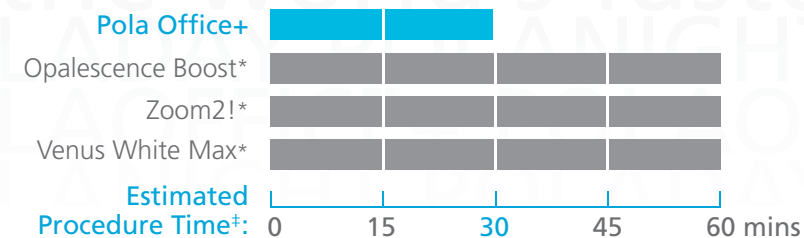
Kits:

Pola Office+ 3 Patient Kit - with retractors

3 X 2.8 mL syringes of Pola Office+
3 X 1g Gingival Barrier syringes
3 X Cheek Retractors
Accessories
Reorder 7700416

Pola Office+ 3 Patient Kit - no retractors

3 X 2.8 mL syringes of Pola Office+
3 X 1g Gingival Barrier syringes
Accessories
Reorder 7700415



"89% of evaluators would recommend Pola Office+ to a colleague[†]"

the world's fastest bleach

No bleaching light required

Pola Office+ can be used with or without a bleaching light, as it does not require activation. While a light is not necessary, you certainly can use a bleaching light or a standard heat emitting curing light to accelerate the bleaching process and impress your patients.

Maximum comfort

The neutral pH of Pola Office+ ensures maximum comfort during and after treatment. The shorter treatment time results in less patient discomfort and lower sensitivity.

Built-in desensitizer

No separate desensitizer is required. Pola Office+ has unique built-in desensitizing properties that inhibit post-operative sensitivity. Potassium nitrate, the key pain-reducing ingredient, penetrates the nerve endings by blocking transmission of sensitive nerve impulses to provide a calming effect.

Simple delivery

No mixing is required. The dual barrel syringe system mixes as you apply the gel directly to the tooth. This ensures a consistent blend of freshly activated gel. The freshly activated gel maximizes the whitening effect. The fine applicator tip allows easy application, especially in tight spots.

Just one thin layer

A thin layer of gel is all that is required. Use the tip to spread the gel ensuring all tooth surfaces are covered. The sticky gel formula adheres firmly to tooth surfaces maximizing the bleaching effect.

"83% of evaluators would purchase Pola Office+[†]"



Pola Office+ 1 Patient Kit - with retractor

1 X 2.8 mL syringe of Pola Office+
1 X 1g Gingival Barrier syringe
1 X Cheek Retractor
Accessories
Reorder 7700431

Pola Office+ 1 Patient Kit - no retractor

1 X 2.8 mL syringe of Pola Office+
1 X 1g Gingival Barrier syringe
Accessories
Reorder 7700430

POLAOFFICE

Pola Office uses a 35% hydrogen peroxide formula to give you and your patients quick and efficient results without excessive time wasted chairside.



Very fast procedure

Pola Office's total treatment time is about 30 minutes. Less chair time means increased patient comfort, satisfaction, improved productivity and profitability.

Built in desensitizer

Pola Office contains potassium nitrate, a known desensitizing agent. It acts on the nerve endings by blocking transmission of sensitive nerve impulses and providing a calming effect.

No bleaching light required

No light is required to accomplish effective results, however any heat emitting curing light will accelerate the bleaching process to achieve results in just 30 minutes.

Flexible gingival barrier

Pola Office's flexible gingival barrier allows for a quick and clean removal.

Pola Office 3 Patient Kit

6 X 0.3g Pola Office Powder Pots
6 X 2mL Pola Office Syringes
3 X 1g Gingival Barrier Syringes
Accessories
Reorder 7700015

Pola Office 1 Patient Kit

2 X 0.3g Pola Office Powder Pots
2 X 2mL Pola Office Syringes
1 X 1g Gingival Barrier Syringe
Accessories
Reorder 7700030

Gingival Barrier 2

Syringe Refill
2 X 1g Gingival Barrier Syringes
Accessories
Reorder 7750006

Quick and easy in-office tooth whitening

Before treatment



After treatment



NOTE:

Individual patient results may vary.

Photos courtesy of Dr. Shuichi Tsubura, D.D.S., Ph.D., Japan



POLADAY & POLANIGHT

From just 15 minutes once a day

The high viscosity, neutral pH tooth whitening gels ensure the greatest patient comfort in a take home kit. The unique blend of soothers, conditioners and high water content assist in reducing sensitivity. The formation of plaque and tooth decay is significantly reduced.



Natural soother and conditioner

The incorporation of special additives minimizes plaque formation and enhances remineralization to further reduce sensitivity.

High water content

The high water content of the gel reduces dehydration of the enamel and decreases patient sensitivity.

High molecular weight thickener

This reduces the tacky feeling and drying effect of the gel in turn reducing sensitivity further.

High viscosity

The high viscosity gel ensures it can be easily and securely placed into the tray and remains in the tray for the entire procedure.

Taste

The pleasantly flavoured spearmint gel is both fresh and long lasting.

Large choice of concentrations

poladay	3% hydrogen peroxide
	7.5% hydrogen peroxide
	9.5% hydrogen peroxide
poladay CP	35% carbamide peroxide
polanight	10% carbamide peroxide
	16% carbamide peroxide
	22% carbamide peroxide

1% hydrogen peroxide approximately equals 3% carbamide peroxide.

Fluoride releasing

The addition of fluoride remineralizes the tooth surface assisting in reducing post-operative sensitivity.

Contains desensitizing agent

The Pola Day and Pola Night gels contain a desensitizing agent which acts on the nerve endings, and desensitizes them at the pulp-dentin border, in turn minimizing sensitivity and maximizing patient comfort.

Neutral pH

Pola Day and Pola Night's neutral pH ensures the full release of the peroxide without jeopardising patient comfort.

Treatment guidelines

poladay 3%	2 or 3 X 30 min/day OR 1 X 60 min/day
poladay 7.5%	1 or 2 X 30 min/day OR 1 X 45 min/day
poladay 9.5%	2 X 15 min/day OR 1 X 30 min/day
polanight 10%	2 hrs to overnight
polanight 16%	90 min to overnight
polanight 22%	1 X 45 min/day
poladay CP 35%	1 X 15 min/day

Pola Day and Pola Night 10 X 1.3g Syringe Kits

Reorder
7700101 (3% Hydrogen Peroxide)
7700103 (7.5% Hydrogen Peroxide)
7700105 (9.5% Hydrogen Peroxide)
7700107 (10% Carbamide Peroxide)
7700109 (16% Carbamide Peroxide)
7700111 (22% Carbamide Peroxide)

Pola Day and Pola Night 4 X 1.3g Mini Kits

Reorder
7700100 (3% Hydrogen Peroxide)
7700102 (7.5% Hydrogen Peroxide)
7700104 (9.5% Hydrogen Peroxide)
7700106 (10% Carbamide Peroxide)
7700108 (16% Carbamide Peroxide)
7700110 (22% Carbamide Peroxide)

Pola Day and Pola Night 50 X 1.3g Bulk Kits

Reorder
7700025 (3% Hydrogen Peroxide)
7700026 (7.5% Hydrogen Peroxide)
7700034 (9.5% Hydrogen Peroxide)
7700027 (10% Carbamide Peroxide)
7700028 (16% Carbamide Peroxide)
7700029 (22% Carbamide Peroxide)

Pola Day and Pola Night 36 X 3g Value Packs

Reorder
7700060 (7.5% Hydrogen Peroxide)
7700061 (9.5% Hydrogen Peroxide)
7700062 (16% Carbamide Peroxide)

Spacer Resin 2 Syringe Refill

2 X 1g Spacer Resin Syringes
Accessories
Reorder 7700012

Tray Material – 20 Pieces

20 Piece Refill
Reorder 7750005

Tray Cases – 5 Pack

5 Tray Cases
Reorder 7750008

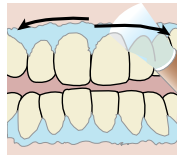
Cosmetic Pola Pouches - 10 Pack

10 Pouches
Reorder 7700999

INSTRUCTIONS

Pola Office+

- 1 Record pre-operative shade.
- 2 Clean teeth with flour based pumice.
- 3 Place cheek retractor and cover exposed lip with petroleum gel.

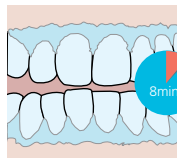


- 4 Dry teeth and apply gingival barrier; light cure in fanning motion.

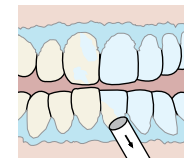
- 5 Firmly attach a mixing tip to Pola Office+ syringe away from patient; dispense small amount of gel onto mixing pad to ensure adequate mixing.



- 6 Directly apply a **thin** layer of gel to all teeth undergoing treatment.



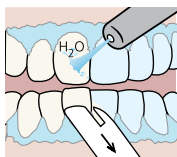
- 7 Leave gel on teeth surfaces for 8 minutes. (Optional curing light can be used according to manufacturer's instructions.)



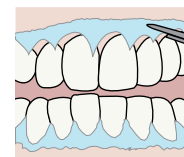
- 8 Suction off using a surgical aspirator tip.



- 9 Complete steps 6-8 three times (optional 4 times).



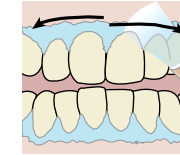
- 10 After the last application, suction all gel off, then wash with water and apply suction.



- 11 Remove gingival barrier.

Pola Office

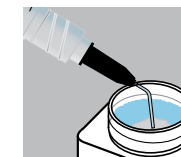
- 1 Record pre-operative shade.
- 2 Clean teeth with flour based pumice.
- 3 Place cheek retractor and cover exposed lip with petroleum gel.



- 4 Dry teeth and apply gingival barrier; light cure in fanning motion.



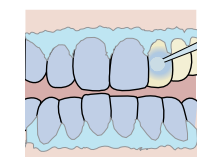
- 5 Open powder pot. Take one Pola Office syringe, **firmly** attach a tip, and **carefully pull back** plunger to release pressure.



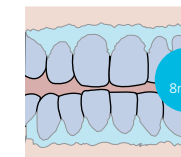
- 6 **Carefully** extrude contents of syringe into the pot.



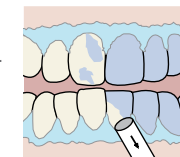
- 7 Immediately mix using a brush applicator until gel is homogeneous.



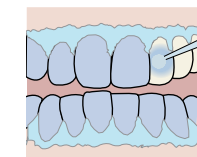
- 8 Apply a **thick** layer of gel to all teeth undergoing treatment.



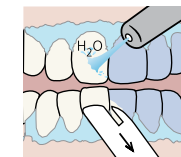
- 9 Leave gel on teeth surfaces for 8 minutes. (Optional curing light can be used according to manufacturer's instructions.)



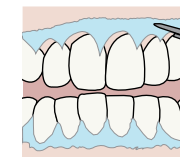
- 10 Suction off using a surgical aspirator tip.



- 11 Complete Steps 8-10 three times (optional 4 times). Note: One pot should only be used for 2 applications or within 20 minutes of mixing.

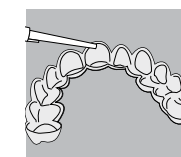


- 12 After the last application, suction all gel off, then wash with water and apply suction.

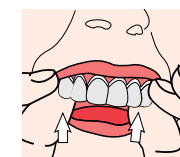


- 13 Remove gingival barrier.

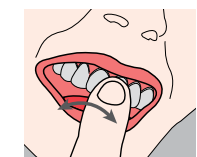
Pola Day / Pola Night / Pola Day CP



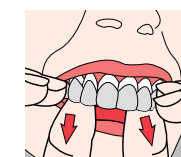
- 1 Place a small drop of gel into every compartment of the tray for the teeth undergoing treatment.



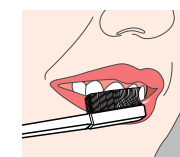
- 2 Seat the tray, with the gel, around the teeth.



- 3 Wipe away excess gel in mouth with a tissue or dry soft brush.



- 4 After treatment, remove tray. Rinse tray and mouth with lukewarm water.



- 5 Brush teeth.

pola

Whiter. Brighter. You. *for life*



How to use the Pola Take Home Whitening System



1 Place a small drop of gel into every compartment of the tray for the teeth undergoing treatment.



2 Seat the tray, with the gel, around the teeth.



3 Wipe away excess gel in mouth with a tissue or dry soft brush.



4 After treatment, remove tray. Rinse tray and mouth with lukewarm water.



5 Brush teeth.

Tray wear times:



poladay 3%	2 or 3 X 30 min/day	OR	1 X 60 min/day
poladay 7.5%	1 or 2 X 30 min/day	OR	1 X 45 min/day
poladay 9.5%	2 X 15 min/day	OR	1 X 30 min/day
poladay CP 35%	1 X 15 min/day		



polanight 10%	2 hrs to overnight
polanight 16%	90 min to overnight
polanight 22%	1 X 45 min/day

SDI

Your Smile. Our Vision.
www.sdi.com.au
www.polawhite.com.au

Australia 1 800 337 003	Italy 800 780 625
Austria 00800 022 55 734	New Zealand 0800 734 034
Brazil 0800 770 1735	Spain 00800 022 55 734
France 00800 022 55 734	United Kingdom
Germany 0800 100 5759	00800 022 55 734
Ireland 01 886 9577	USA & Canada 1 800 228 5166

PRACTICE NAME
ADDRESS
PHONE
WEBSITE ADDRESS

YOUR
LOGO
HERE